



# Garfield High School

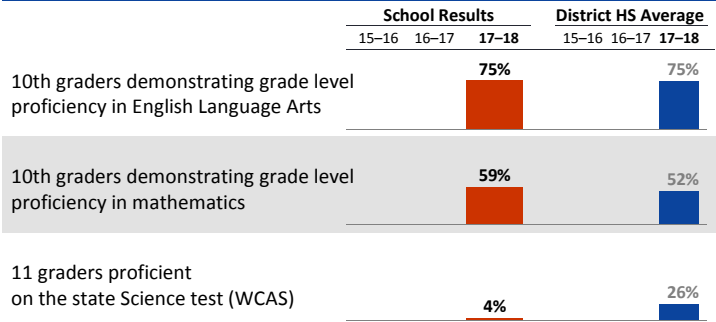
Theodore R. Howard II, *Principal*

## School Report for 2017-18 School Year

garfieldhs.seattleschools.org

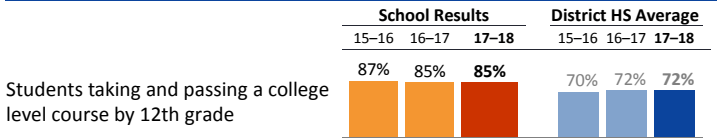
**2017-18 School Year**  
 # Students: 1,863  
 # Teachers: 88  
 Average daily attendance: 89.1%  
 Student mobility: 12%

### Student Achievement \*

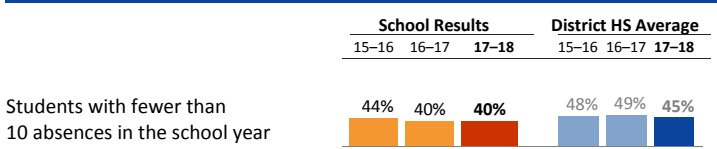


\* Students who did not participate in state testing are counted as not demonstrating proficiency.

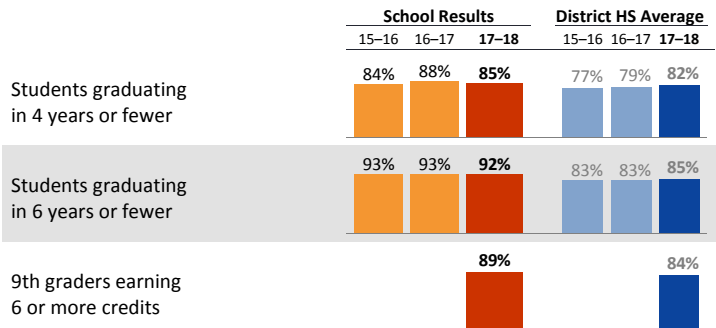
### College & Career Ready



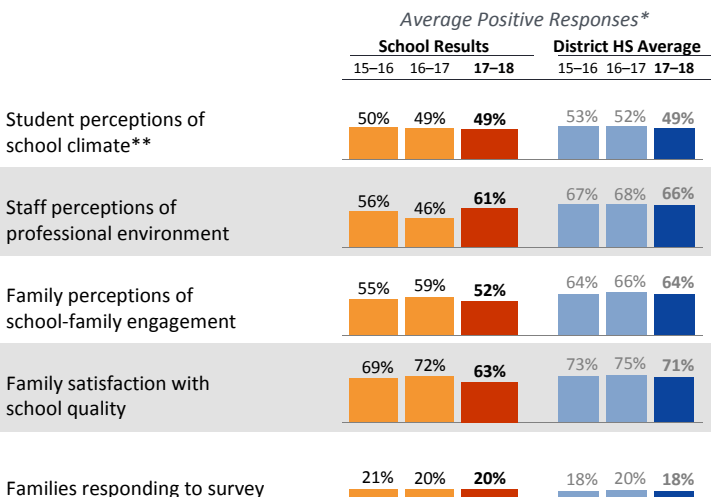
### Attendance



### On-Track for Graduation

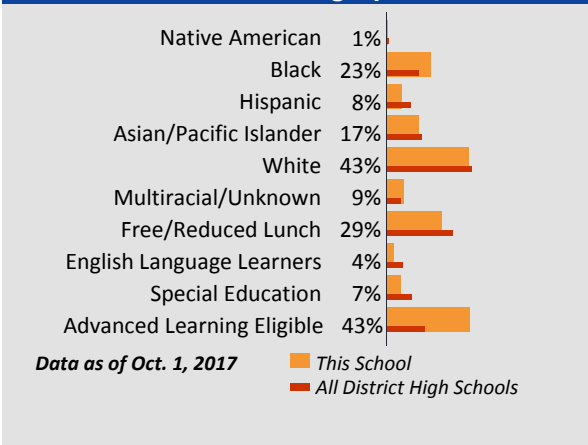


### Student, Family, and Staff School Climate Survey



\*\*Results for each survey category equal the average percent of positive responses ("Agree" or "Strongly Agree") for a subset of questions.

### Student Demographics



### Student Proficiency on State Tests

Spring 2018 School average compared to District high school average (grade 10)

	English Language Arts		Mathematics	
	School	District Avg	School	District Avg
<b>All Students</b>	<b>75%</b>	<b>75%</b>	<b>59%</b>	<b>52%</b>
Native American		50%		19%
Black	50%	46%	21%	17%
Hispanic	57%	55%	50%	27%
Asian/Pacific Islander	89%	79%	73%	65%
White	87%	89%	76%	67%
Multiracial	79%	76%	65%	56%
Free/Reduced Lunch	55%	53%	33%	29%
Eng. Lang. Learners	29%	20%	18%	15%
Special Education	13%	31%	3%	9%
Gifted	94%	95%	92%	94%



# Garfield High School

Theodore R. Howard II, *Principal*

## School Plan & Budget for the 2018–19 School Year

### School Mission Statement

One Garfield is a community of learners who recognize the history of our institution and the power of its vision and voice to encourage critical thinking and compassion as a means of creating future leaders. We are committed to growing diverse leaders who understand how to work together to create positive change in our school and in our communities.

### School Goals

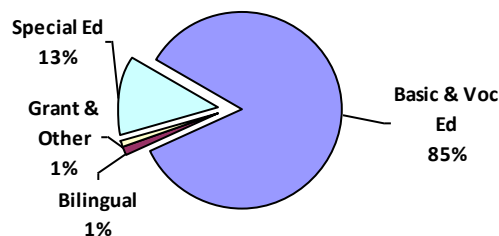
Garfield will organize its instructional staff into cross curricular teams to insure strong common teaching and learning practices, real time data interventions, a strong culture of equity and growth mindset for students and faculty, in order to reach a 100 percent on-time graduation rate for the 2018-2019 school year.

### School Description & Plan to Achieve Goals

Built in 1922, Garfield, an historic landmark, was renovated in 2008 to include technology equipped classrooms, an updated library and gym and a 600 seat Performance Center. Within this remarkable facility our departments are executing steps to achieve our learning goals. The Science and Math Departments will identify the appropriate Performance Expectations for each class. They collaborate on their own time to identify students who need support. All 9th grade Algebra classes & Physical Science classes will be limited to 26 or fewer students for 2018-2019. Struggling math students at Levels 1 and 2 may be recommended for a math support class. Students who have not met standard on unit assessments or state exams will be able to access after school tutoring. Struggling students will be monitored for state exam status and supported with alternatives and strategies to increase success at passage. All core classes (Language Arts, Math, History and Science) will focus on the Literacy strategies across the curriculum. Read 180 will be our Reading strategy to help address students who have been identified as needing reading support. An Early Warning System will be implemented to use real time student outcome data to identify students in danger of going off track and designing interventions to keep them on track. We will create a system to coordinate all tiered student supports to make the system more efficient and responsive. We will establish common classroom expectations and procedures for all classrooms to provide students with a clear roadmap for success. We will use collaborative learning and gradual release of responsibility, as common pedagogical practices to enable greater differentiation of instruction.

### Annual Budget Report

#### 2018–19 School Funding by Category



*All financial data are from the 2018–19 recommended budget.*

Total 2018–19 School Budget:

**\$12,791,536**

Projected 2018–19 Student Enrollment:

**1670**

Per-Student Funding:

**\$7,660**

### Invitation to Participate

One of the goals of having School Reports is to support families as critical partners with us in a student's academic success. To get involved, please share this with your friends and neighbors, visit the school, or consider talking to the teacher or principal about joining the school's Building Leadership Team or Parent Teacher Student Association to shape your school's improvement plan.

### District Mission Statement

Seattle Public Schools is committed to ensuring equitable access, closing the opportunity gaps and excellence in education for every student.