



# Gatewood Elementary

Kyna K Hogg, Principal

## School Report for 2017–18 School Year

gatewoodes.seattleschools.org

### 2017–18 School Year

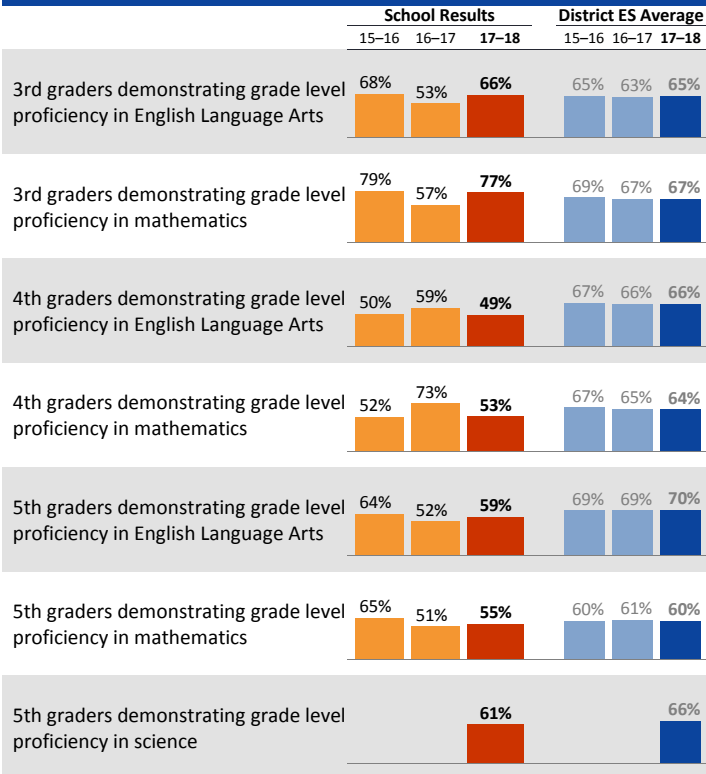
# Students: 377

# Teachers: 20

Average daily attendance: 95.1%

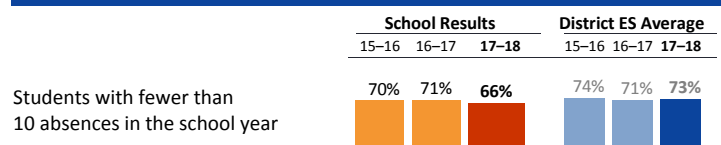
Student mobility: 7%

### Student Achievement \*

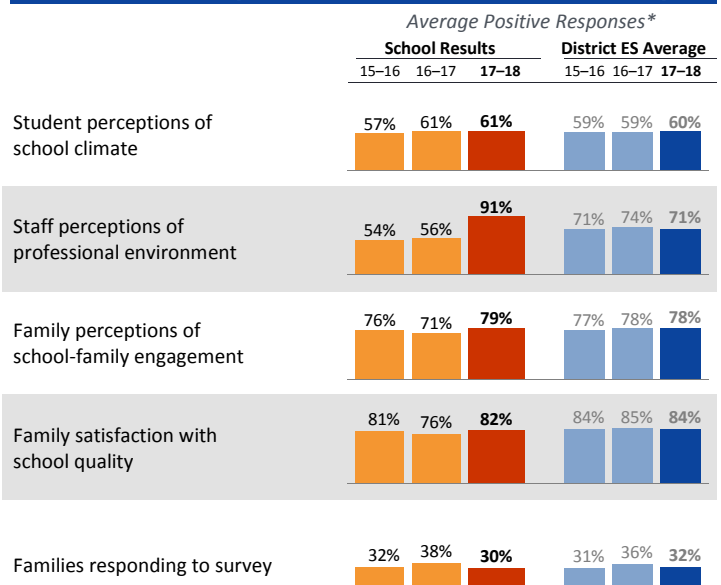


\* Students who did not participate in state testing are counted as not demonstrating proficiency.

### Attendance

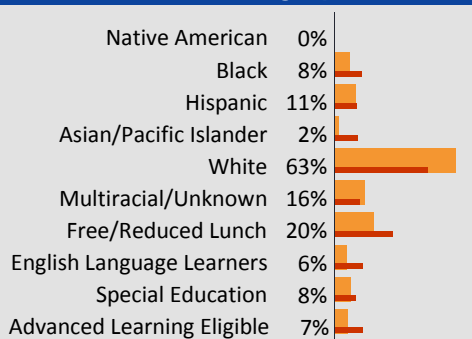


### Student, Family, and Staff School Climate Survey



\*Results for each survey category equal the average percent of positive responses ("Agree" or "Strongly Agree") for a subset of questions.

### Student Demographics



Data as of Oct. 1, 2017

■ This School  
■ All District Elementaries

### Student Proficiency on State Tests

Spring 2018 School average compared to District elementary school average

	English Language Arts		Mathematics	
	School	District Avg	School	District Avg
<b>All Students</b>	<b>58%</b>	<b>67%</b>	<b>62%</b>	<b>64%</b>
Native American		39%		40%
Black	<b>31%</b>	34%	<b>23%</b>	32%
Hispanic	<b>40%</b>	46%	<b>44%</b>	41%
Asian/Pacific Islander		67%		70%
White	<b>68%</b>	82%	<b>75%</b>	76%
Multiracial	<b>56%</b>	71%	<b>44%</b>	66%
Free/Reduced Lunch	<b>33%</b>	38%	<b>33%</b>	37%
Eng. Lang. Learners		18%	<b>10%</b>	26%
Special Education	<b>27%</b>	41%	<b>41%</b>	37%
Gifted		98%		97%



# Gatewood Elementary

Kyna K Hogg, *Principal*

## School Plan & Budget for the 2018–19 School Year

### School Mission Statement

At Gatewood we want our students to love life, learning, and to challenge each other to make the world a better place for all. We want our students to become advocates for social justice, caretakers of the planet, compassionate citizens, who understand and honor our global community. We also want our students to recognize and seize opportunities for learning.

### School Goals

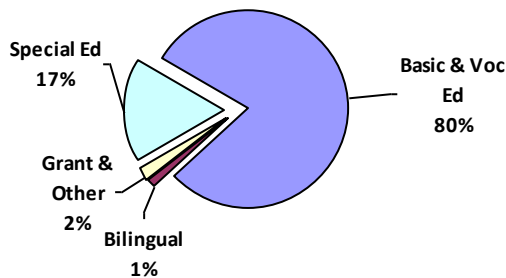
All students in grade K-5 will grow at least one year as measured by the Fountas and Pinnell reading assessment by June of 2019. Gatewood's overall proficiency data will increase by at least 10% in ELA as measured by the SBAC assessment in the 2018-19 SBAC testing cycle. Gatewood's overall proficiency data will increase by at least 10% in Math as measured by the SBAC assessment in the 2018-19 SBAC testing cycle.

### School Description & Plan to Achieve Goals

At Gatewood we want our students to love life, learning and to challenge each other to make the world a better place for all. We want our students to become advocates for social justice, caretakers of the planet, and compassionate citizens who understand and honor our global community. We want our students to recognize mistakes are opportunities to learn. We also want students remain curious, become responsible philosophers, creative thinkers, and leaders who are filled with empathy and courage. Our staff works collaboratively to support the needs of every student, working hard to understand who they are as both learners and as individuals. We collectively reflect on our successes and growth areas in order to continually grow and improve together.

### Annual Budget Report

2018–19 School Funding by Category



All financial data are from the 2018–19 recommended budget.

Total 2018–19 School Budget:

**\$3,366,807**

Projected 2018–19 Student Enrollment:

**376**

Per-Student Funding:

**\$8,954**

### Invitation to Participate

At Gatewood, we strongly believe in partnership with families and community. There are many ways to get involved in our school, from volunteering during the school day, to joining the PTA, to reading with your child every day. If you are interested in becoming involved, please contact us at (206) 252-9400 to learn more!

### District Mission Statement

Seattle Public Schools is committed to ensuring equitable access, closing the opportunity gaps and excellence in education for every student.