



Graham Hill Elementary

Deena J. Russo, *Principal*

School Report for 2017–18 School Year

grahamhills.seattleschools.org

2017–18 School Year

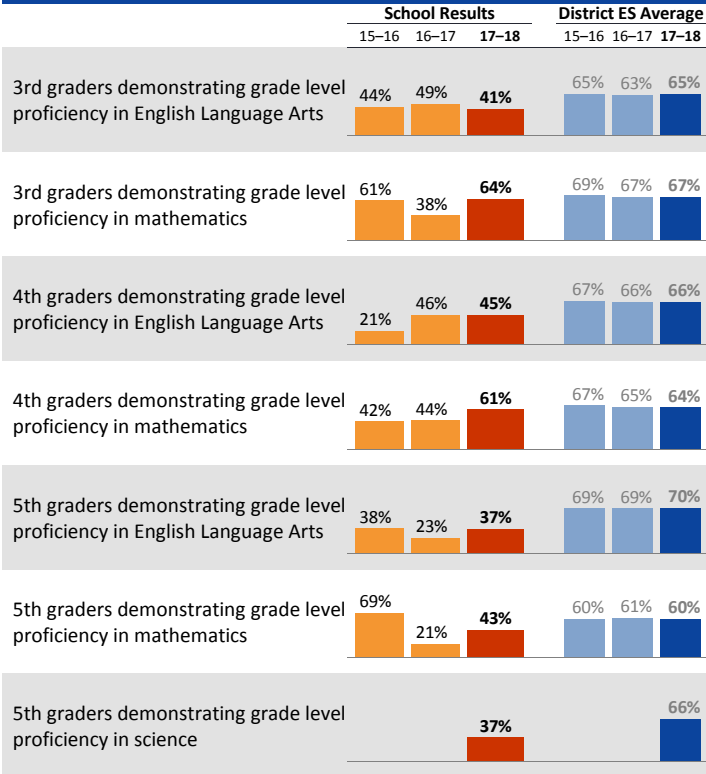
Students: 358

Teachers: 24

Average daily attendance: 95.6%

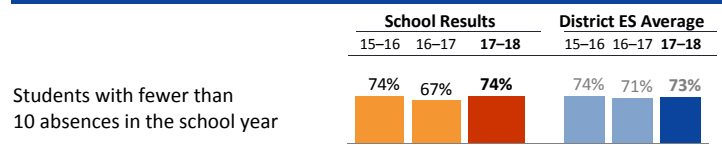
Student mobility: 8%

Student Achievement *

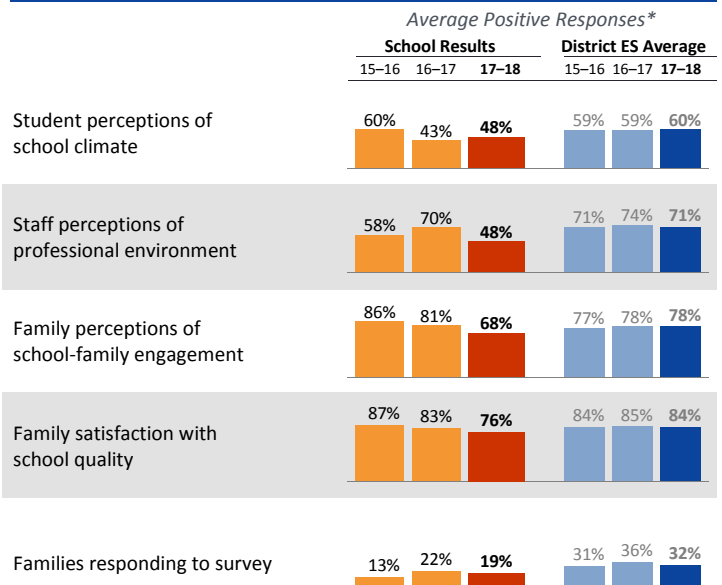


* Students who did not participate in state testing are counted as not demonstrating proficiency.

Attendance




Student, Family, and Staff School Climate Survey



*Results for each survey category equal the average percent of positive responses ("Agree" or "Strongly Agree") for a subset of questions.

Student Demographics



Student Proficiency on State Tests

Spring 2018 School average compared to District elementary school average

	English Language Arts		Mathematics	
	School	District Avg	School	District Avg
All Students	41%	67%	56%	64%
Native American		39%		40%
Black	18%	34%	34%	32%
Hispanic	31%	46%	62%	41%
Asian/Pacific Islander	57%	67%	58%	70%
White	70%	82%	77%	76%
Multiracial	36%	71%	59%	66%
Free/Reduced Lunch	27%	38%	43%	37%
Eng. Lang. Learners	9%	18%	30%	26%
Special Education	24%	41%	28%	37%
Gifted		98%		97%



Graham Hill Elementary

Deena J. Russo, *Principal*

School Plan & Budget for the 2018–19 School Year

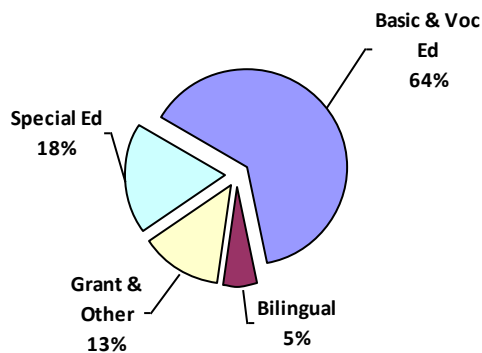
School Mission Statement
 Graham Hill students will become lifelong learners and problem solvers. They will work to get along with others and respect differences.

School Goals
 By June 2019, the percentage of 3rd grade students proficient on F&P will increase from XX in Fall of 2018 to 65% proficient as measured by F&P. By June of 2019, the percentage of 4th and 5th grade African American males meeting standard on the reading SBA will increase from 13% in 2018 to 50%. By June of 2019, students proficient according to F&P will increase from xx in Fall of 2018 to 65% in June of 2019. By Spring? 2019, students will respond 15% more favorably about “Students in my class are friendly to each other” and “Students in my class are focused on learning,” As measured by the spring climate survey compared to the fall climate survey of 2018. ?

School Description & Plan to Achieve Goals
 At Graham Hill, we are committed to every child’s academic and social-emotional well-being. Through the RULER approach we teach students how to develop their emotional intelligence. To increase and differentiate math achievement, Graham Hill implements high leverage teaching practices. Teachers provide instruction based on the Common Core and use data to progress monitor and intervene systematically. Teachers implement Number Talks to increase numerical fluency and articulation of math metacognition. As part of a comprehensive, balanced literacy model, Seattle Public Schools has adopted the Center for the Collaborative Classroom (CCC) curriculum has been implemented across K-5. Graham Hill collaborates with Seattle Public School’s Early Learning department to support small group instruction aligned with explicit teaching objectives and the Common Core. Together with the investment in the Families in Education Levy and the Satterberg Family Grant, Graham Hill will continue to focus specifically on meeting the early educational needs of our students who are English Language Learners, and 3rd-5th grade students on the cusp of mastery in math and reading.

Annual Budget Report

2018–19 School Funding by Category



All financial data are from the 2018–19 recommended budget.

Total 2018–19 School Budget:

\$4,105,960

Projected 2018–19 Student Enrollment:

323

Per-Student Funding:

\$12,712

Invitation to Participate

One of the goals of having School Reports is to support families as critical partners with us in a student’s academic success. To get involved, please share this with your friends and neighbors, visit the school, or consider talking to the teacher or principal about joining the school’s Building Leadership Team or Parent Teacher Student Association to shape your school’s improvement plan.

District Mission Statement

Seattle Public Schools is committed to ensuring equitable access, closing the opportunity gaps and excellence in education for every student.