



# Highland Park Elementary

Chris P. Cronas, Principal

## School Report for 2017–18 School Year

highlandparkes.seattleschools.org

### 2017–18 School Year

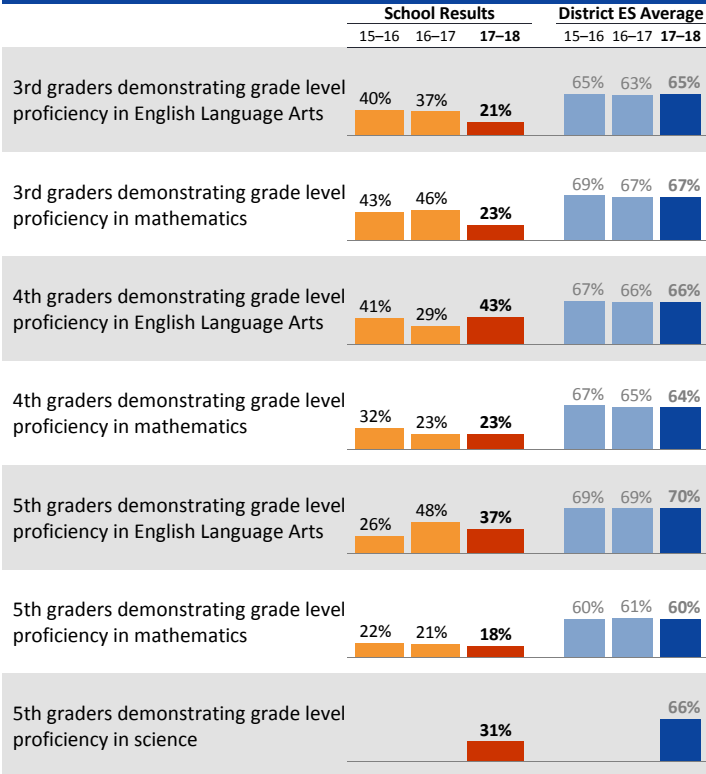
# Students: 319

# Teachers: 23

Average daily attendance: 94.7%

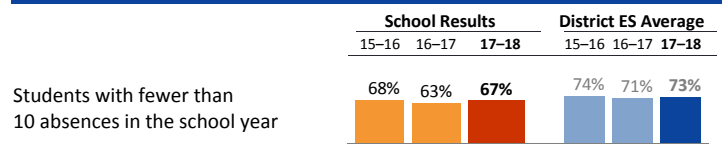
Student mobility: 21%

### Student Achievement \*

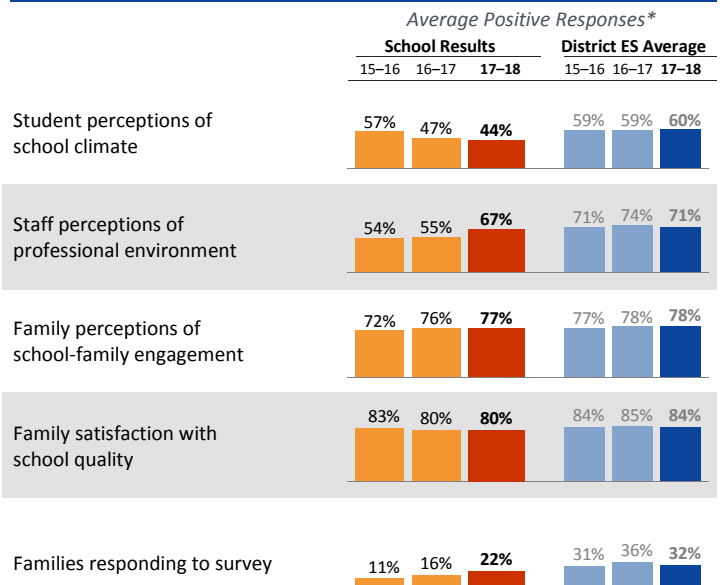


\* Students who did not participate in state testing are counted as not demonstrating proficiency.

### Attendance




### Student, Family, and Staff School Climate Survey



\*Results for each survey category equal the average percent of positive responses ("Agree" or "Strongly Agree") for a subset of questions.

### Student Demographics



### Student Proficiency on State Tests

Spring 2018 School average compared to District elementary school average

	English Language Arts		Mathematics	
	School	District Avg	School	District Avg
<b>All Students</b>	<b>35%</b>	<b>67%</b>	<b>21%</b>	<b>64%</b>
Native American		39%		40%
Black	40%	34%	5%	32%
Hispanic	15%	46%	9%	41%
Asian/Pacific Islander	69%	67%	59%	70%
White	22%	82%	22%	76%
Multiracial	48%	71%	15%	66%
Free/Reduced Lunch	30%	38%	16%	37%
Eng. Lang. Learners	5%	18%	8%	26%
Special Education	8%	41%	5%	37%
Gifted		98%		97%



# Highland Park Elementary

Chris P. Cronas, *Principal*

## School Plan & Budget for the 2018–19 School Year

### School Mission Statement

HP Commits to: \* Empowering and inspiring each member of our diverse community \* Collaborating on both academic and behavioral data with a relentless student-centered focus \* Endowing our students with the social intelligence necessary to build successful, sustaining relationships \* Providing social and emotional support to ensure our students feel safe and respected Vision: Highland Park Elementary is an inclusive, equitable community of students, staff and families

### School Goals

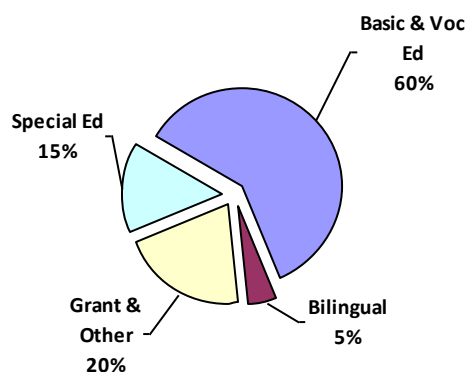
During the 2018-2019 school year, the leadership team will structure and organize grade level teams, academic and behavioral intervention and acceleration scheduling which will result in reaching the following targets in reading, math, ELL and attendance data in the identified subgroups: Math: • 60% of students in grades 1-2 will demonstrate typical growth on the MAP math assessment • 41% of students in grades 3-5 will meet standard on the SBA math assessment Reading: • 67% of students in grades 1-2 will demonstrate typical growth on the MAP reading assessment • 46% of students in grades 3-5 will meet standard on the SBA Reading assessment ELL: • 77% of 1st - 5th grade English language learners advancing in proficiency status OR improving level score in 2 or more domains on ELPA21 Attendance: • 74% of students in grades K-5 will have fewer than 5 absences (excused or unexcused) during the first semester • 70% of students in grades K-5 will have

### School Description & Plan to Achieve Goals

Highland Park Elementary serves one of the most diverse communities in the State of Washington. As a Title I school, we offer additional services which include academic, behavioral intervention and direct support to our large English Language Learner population. Based on our data, we will focus on a three tiered approach to both behavior and literacy. Our literacy goals include accelerating students who are well below or below grade level, providing intervention services and improving classroom instruction using a balanced literacy approach. We will provide staff with professional development and time centered on improved professional collaboration and planning, increasingly enabling staff to share effective practice via inquiry using common formative assessments of student learning. Our behavior goals revolve around supporting all students using positive discipline. We are a PBIS school and are working with OSPI to improve our supports for all students. Additionally, we are developing a restorative approach to behavioral intervention. Finally, as a RULER school, we provide students with opportunities to talk through feelings they are having to increase their awareness of them and how to cope when escalated or deregulated.

### Annual Budget Report

2018–19 School Funding by Category



All financial data are from the 2018–19 recommended budget.

Total 2018–19 School Budget: **\$4,149,975**

Projected 2018–19 Student Enrollment: **308**

Per-Student Funding: **\$13,474**

### Invitation to Participate

Families are our most important partners in learning! Please join us to support our students and the Highland Park Community. To get involved, please visit the school, talk with your student's teacher, principal, or any Highland Park staff member. We want to hear your ideas and concerns. You can provide vital support by making sure your child reads at home every day!

### District Mission Statement

Seattle Public Schools is committed to ensuring equitable access, closing the opportunity gaps and excellence in education for every student.