



Leschi Elementary

Rhonda J. Claytor, Principal

School Report for 2017–18 School Year

www.leschischool.com

2017–18 School Year

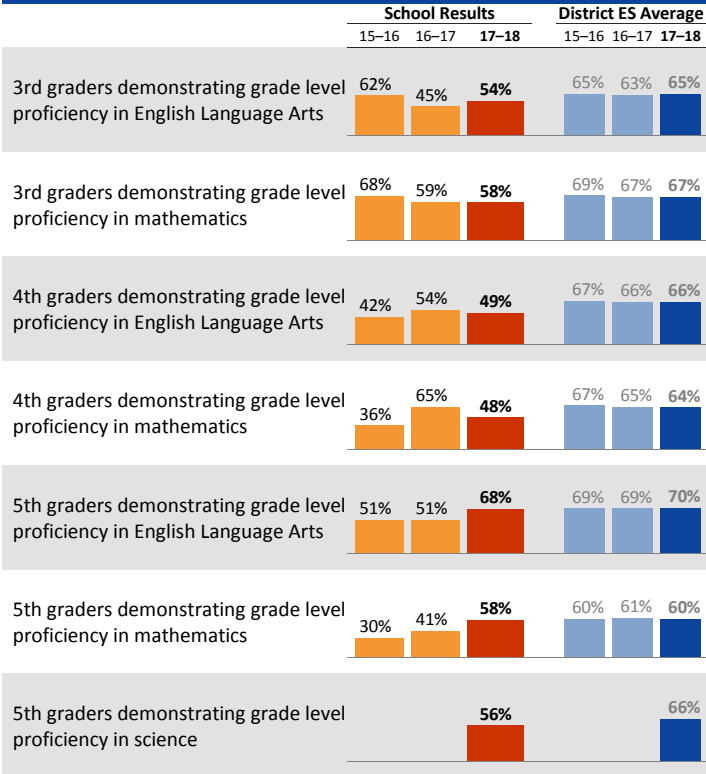
Students: 403

Teachers: 22

Average daily attendance: 93.8%

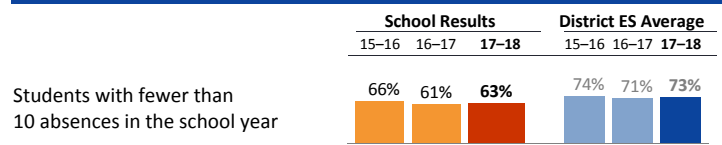
Student mobility: 13%

Student Achievement *

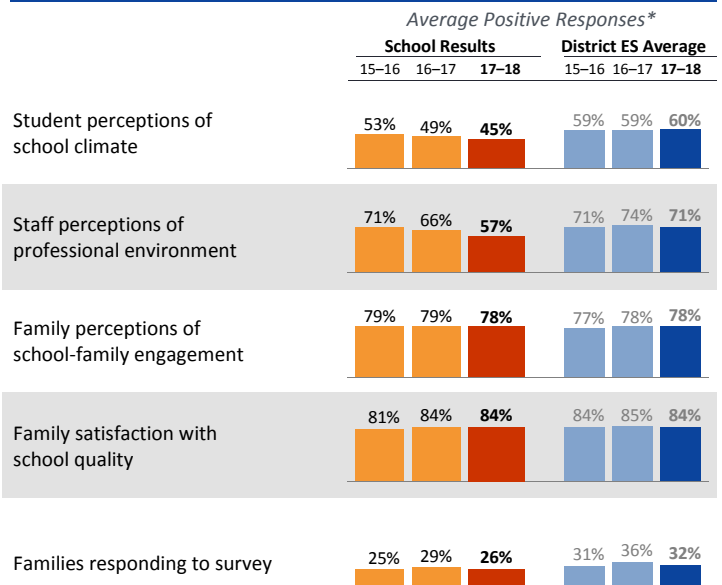


* Students who did not participate in state testing are counted as not demonstrating proficiency.

Attendance




Student, Family, and Staff School Climate Survey



*Results for each survey category equal the average percent of positive responses ("Agree" or "Strongly Agree") for a subset of questions.

Student Demographics



Student Proficiency on State Tests

Spring 2018 School average compared to District elementary school average

	English Language Arts		Mathematics	
	School	District Avg	School	District Avg
All Students	57%	67%	54%	64%
Native American		39%		40%
Black	34%	34%	35%	32%
Hispanic	31%	46%	15%	41%
Asian/Pacific Islander		67%		70%
White	91%	82%	84%	76%
Multiracial	55%	71%	64%	66%
Free/Reduced Lunch	30%	38%	28%	37%
Eng. Lang. Learners	13%	18%	13%	26%
Special Education	17%	41%	21%	37%
Gifted		98%		97%



Leschi Elementary

Rhonda J. Claytor, *Principal*

School Plan & Budget for the 2018–19 School Year


School Mission Statement
 We at Leschi are dedicated to ensuring that students acquire the necessary skills to be high achievers, exemplary citizens and self-motivated learners.

School Goals
 We will have at least 58% of our third through fifth grade students proficient in the ELA Smarter Balanced Assessment. In mathematics, we will increase the percentage of students proficient in the Smarter Balance Assessment to 65% passing in grades three through five. We have a goal to have 74% of our students miss 4 or fewer days during the first semester and 66% of our students miss 4 or fewer days during the second semester.

School Description & Plan to Achieve Goals
 Every child has a team of teachers. Our teams of teachers work in multi-age grade bands: K/1, 1/2, 2/3, 3/4 and 4/5. One teacher delivers instruction in mathematics phonics, grammar, and geography utilizing the Montessori philosophy, materials, and approach. Each multi-age class spends half the day with the Montessori teacher and half the day with the Workshop teacher. Our Montessori worktime utilizes the Montessori math curriculum, sequence, and materials as their main instructional tool. Additionally, we focus on student mastery of the Common Core Standards by using formative data to identify specific skills that students need to develop and creating supplemental materials to meet those needs. The second teacher delivers instruction in reading and writing in a Workshop Model utilizing the Center for Collaborative Classrooms Curriculum and science through the National Science Foundation Inquiry Kits. The Workshop Model provides differentiated instruction and support including: small group and one on one conferring. Each day students are taught one specific skill in reading and writing and then spend 30 - 40 minutes practicing that skill in their own "just right" book and in their personal writing. The CCC curriculum also has a social development focus that provides direct instruction to help children develop skills that foster independence as well as interdependence in the classroom. The teacher spends the workshop time either working with a small group of students or with individual students working on a specific skill. Our Montessori and Workshop Models also allow us to meet the needs of our advanced learners. Our ELL students receive additional language acquisition support. Other school-wide initiatives include incorporating the arts into our common core instruction, integrating technology into our curriculums, explicitly teaching vocabulary, and teaching social emotional literacy through RULER curriculum. Additionally, we are intergrating mindfulness strategies into our classrooms and school community.

Annual Budget Report

2018–19 School Funding by Category



All financial data are from the 2018–19 recommended budget.

Total 2018–19 School Budget:
\$4,417,262

Projected 2018–19 Student Enrollment:
403

Per-Student Funding:
\$10,961

Invitation to Participate

One of the goals of having School Reports is to support families as critical partners with us in a student's academic success. To get involved, please share this with your friends and neighbors, visit the school, or consider talking to the teacher or principal about joining the school's Building Leadership Team, our Equity TaskForce, or Parent Teacher Student Association to shape your school's improvement plan.

District Mission Statement
 Seattle Public Schools is committed to ensuring equitable access, closing the opportunity gaps and excellence in education for every student.