



Lowell Elementary

Colleen S. Stump, Principal

School Report for 2017–18 School Year

lowelles.seattleschools.org

2017–18 School Year

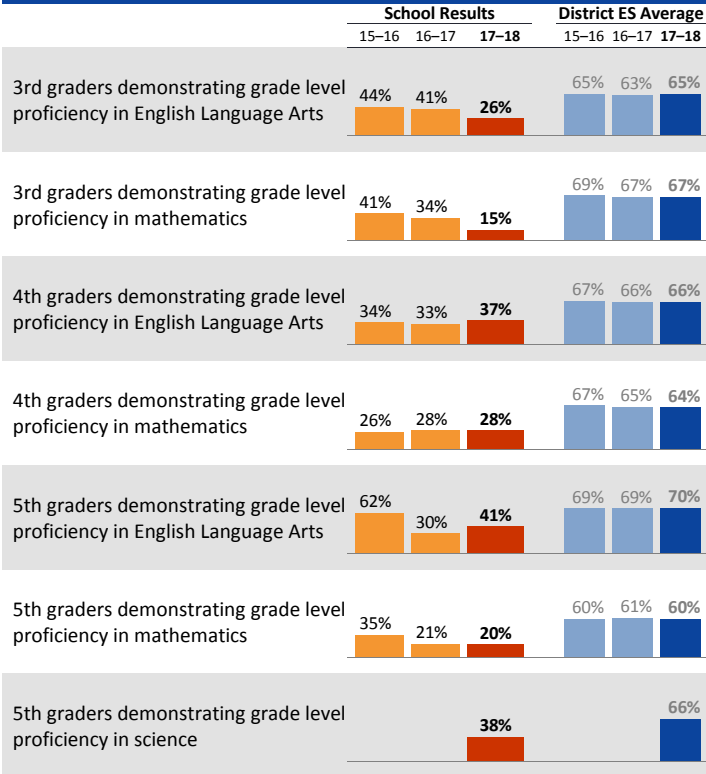
Students: 352

Teachers: 26

Average daily attendance: 90.3%

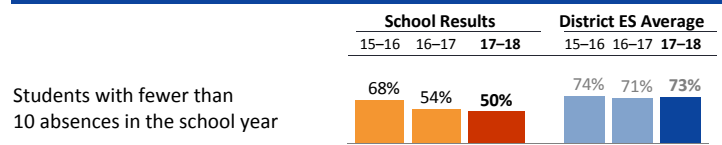
Student mobility: 48%

Student Achievement *

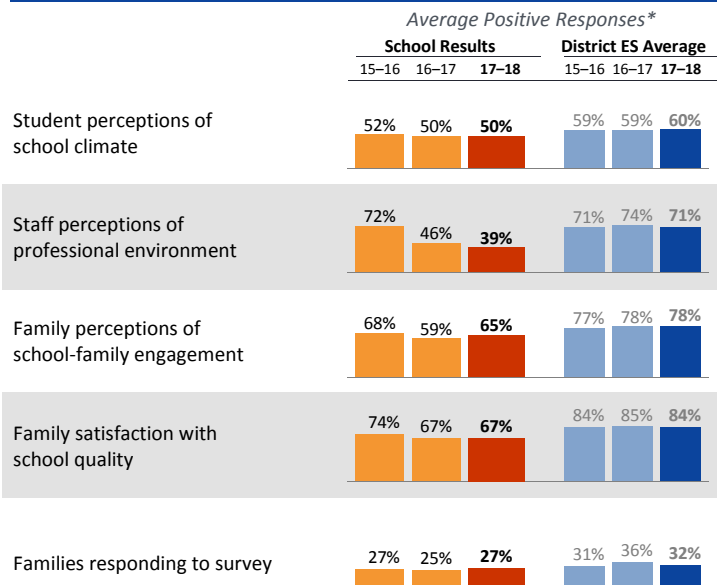


* Students who did not participate in state testing are counted as not demonstrating proficiency.

Attendance




Student, Family, and Staff School Climate Survey



*Results for each survey category equal the average percent of positive responses ("Agree" or "Strongly Agree") for a subset of questions.

Student Demographics



Data as of Oct. 1, 2017

Student Proficiency on State Tests

Spring 2018 School average compared to District elementary school average

	English Language Arts		Mathematics	
	School	District Avg	School	District Avg
All Students	35%	67%	21%	64%
Native American		39%		40%
Black	26%	34%	9%	32%
Hispanic	11%	46%	11%	41%
Asian/Pacific Islander	33%	67%	33%	70%
White	65%	82%	33%	76%
Multiracial	45%	71%	20%	66%
Free/Reduced Lunch	28%	38%	18%	37%
Eng. Lang. Learners	13%	18%	7%	26%
Special Education	6%	41%	12%	37%
Gifted		98%		97%



Lowell Elementary

Colleen S. Stump, *Principal*

School Plan & Budget for the 2018–19 School Year

School Mission Statement

Mission: At Lowell Elementary School, we build students’ academic and emotional success and self-efficacy by creating an inclusive and equitable community. We collaborate to build trust through universal practices, and we have high expectations for each of our learners – adults and children. Our joy in learning gives us balance and energy so that each of us works for all of us every day.

School Goals

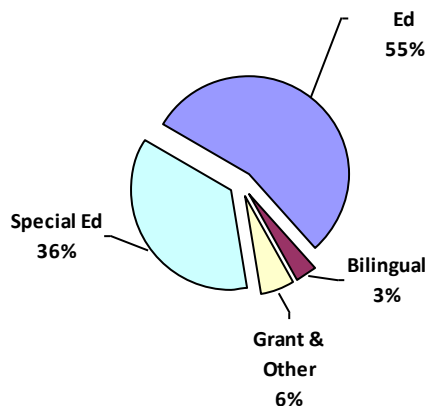
At Lowell Elementary School, we focus on the whole child: body, mind, and spirit. We believe that students who are independent learners will be empowered and prepared to enter and be successful in the best secondary schools in Seattle. We set high expectations for our students and believe that they each can achieve academic success, enjoy learning, build on social and emotional intelligence, and contribute actively to their communities. This year, we intend to raise state scores in reading from 35% proficient to 48% proficient. In math we would like to move from 21% proficient to 35% proficient.

School Description & Plan to Achieve Goals

Lowell Elementary School is an inclusive school community made up of students, faculty, staff and families who are all tied together by the common bond of dedicating ourselves to ensure that every child achieves success. A (small) PK-5 school – specializing in personalized learning, Lowell is located in the vibrant and eclectic Capitol Hill neighborhood and educates three distinct student populations: general education (6% identified as Advanced Learners and 25% who live in transitional housing or are homeless), 25% of our students are served by special education, including low Incidence special education and students who are medically fragile. Our plan is anchored in the belief that learning-focused schools do a few things well: 1. Use data to guide all instructional decisions – This is why we assess all students regularly so instruction is targeted to meet their needs. 2. Use time effectively and efficiently for student learning. 3. Use materials consistently and appropriately across the K-5 continuum to support student learning. 4. Use high-quality, research-tested, teaching practices systemically. 5. Use a research based social/emotional approach to teach conflict resolution and build on emotional intelligence. Everyone in the building regularly engages in learning-focused conversations with an intensive focus on student learning and growth, building on student social/emotional intelligence, and analysis of student data. This enables us to review and refine our practices to teach every child at high levels.

Annual Budget Report

2018–19 School Funding by Category



All financial data are from the 2018–19 recommended budget.

Total 2018–19 School Budget:
\$5,143,697

Projected 2018–19 Student Enrollment:
334

Per-Student Funding:
\$15,400

Invitation to Participate

One of the goals of having School Reports is to support families as critical partners with us in a student's academic success. To get involved, please share this with your friends and neighbors, visit the school, or consider talking to the teacher or principal about joining the school's Building Leadership Team or Parent Teacher Student Association to shape your school's improvement plan.

District Mission Statement

Seattle Public Schools is committed to ensuring equitable access, closing the opportunity gaps and excellence in education for every student.