



Martin Luther King Jr. Elementary

Christopher N. Thomas, *Principal*

School Report for 2017–18 School Year

kinges.seattleschools.org

2017–18 School Year

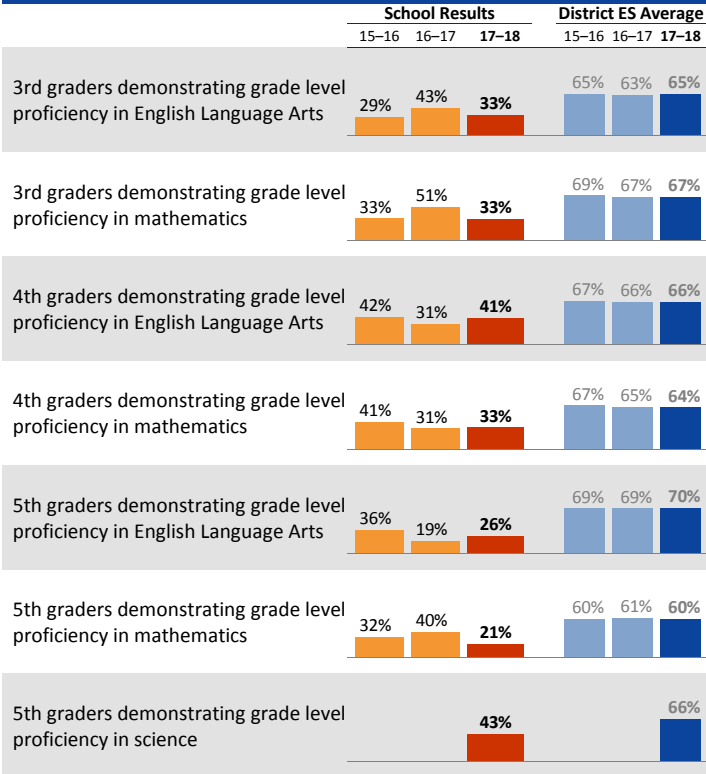
Students: 277

Teachers: 20

Average daily attendance: 94.1%

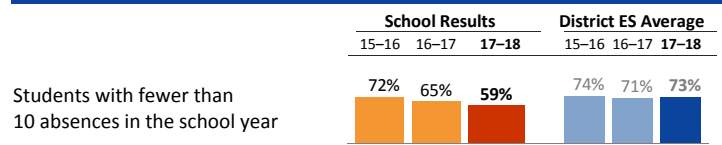
Student mobility: 11%

Student Achievement *

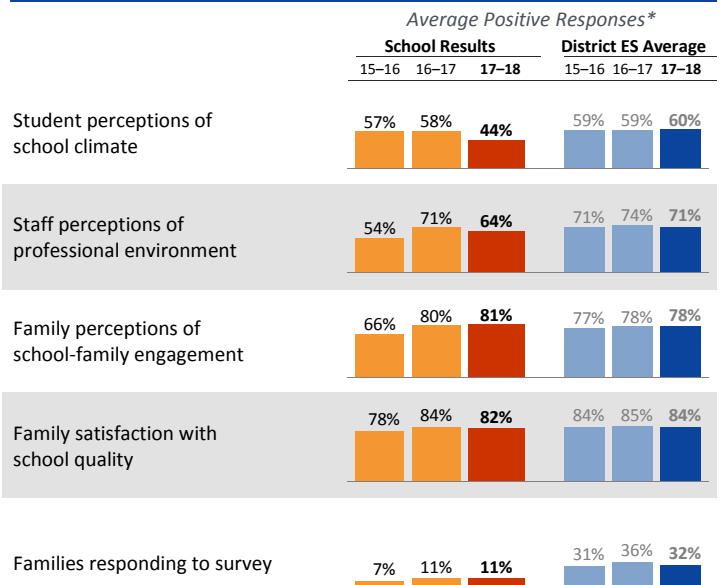


* Students who did not participate in state testing are counted as not demonstrating proficiency.

Attendance




Student, Family, and Staff School Climate Survey



*Results for each survey category equal the average percent of positive responses ("Agree" or "Strongly Agree") for a subset of questions.

Student Demographics



Student Proficiency on State Tests

Spring 2018 School average compared to District elementary school average

	English Language Arts		Mathematics	
	School	District Avg	School	District Avg
All Students	33%	67%	28%	64%
Native American		39%		40%
Black	16%	34%	18%	32%
Hispanic	21%	46%	5%	41%
Asian/Pacific Islander	58%	67%	52%	70%
White		82%		76%
Multiracial		71%		66%
Free/Reduced Lunch	29%	38%	25%	37%
Eng. Lang. Learners	6%	18%	6%	26%
Special Education	20%	41%	10%	37%
Gifted		98%		97%



Martin Luther King Jr. Elementary

Christopher N. Thomas, *Principal*

School Plan & Budget for the 2018–19 School Year

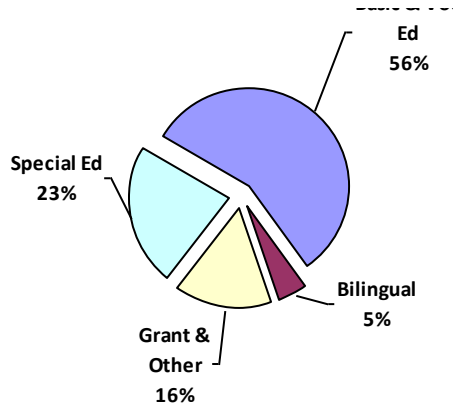
School Mission Statement Every child achieving at high levels and every adult is accountable for every child's success.

School Goals Goal 1: Utilize PBIS practices to create physical, emotional and intellectual safety for all MLK scholars and staff. Goal 2: Equity and Community: Create a school community where all participants have a sense of belonging. Goal 3: Rigorous academics in every classroom with a particular focus on the regular use of assessment data and grade level PLC's to differentiate instruction in English Language Arts and Mathematics.

School Description & Plan to Achieve Goals We are focused on monitoring the progress of all our students. As a staff we will meet regularly to review student academic and behavioral data as well as discuss social and emotional needs of students to make adjustments to instruction, interventions and supports. PBIS school wide expectations will be displayed in common spaces in the school. All staff will continually work to teach and support scholars in these expectations. We will make all decisions impacting students and families with equity in mind, through student and family dialogue sessions and on-going communication. Teachers will regularly review student data and provide supports for students who are not making expected growths.

Annual Budget Report

2018–19 School Funding by Category



All financial data are from the 2018–19 recommended budget.

Invitation to Participate

One of the goals of having School Reports is to support families as critical partners with us in a student's academic success. To get involved, please share this with your friends and neighbors, visit the school, or consider talking to the teacher or principal about joining the school's Building Leadership Team or Parent Teacher Student Association to shape your school's improvement plan.

Total 2018–19 School Budget: **\$3,933,655**

Projected 2018–19 Student Enrollment: **265**

Per-Student Funding: **\$14,844**

District Mission Statement Seattle Public Schools is committed to ensuring equitable access, closing the opportunity gaps and excellence in education for every student.