



Montlake Elementary

Julia E. Pearson, Principal

School Report for 2017–18 School Year

montlakees.seattleschools.org

2017–18 School Year

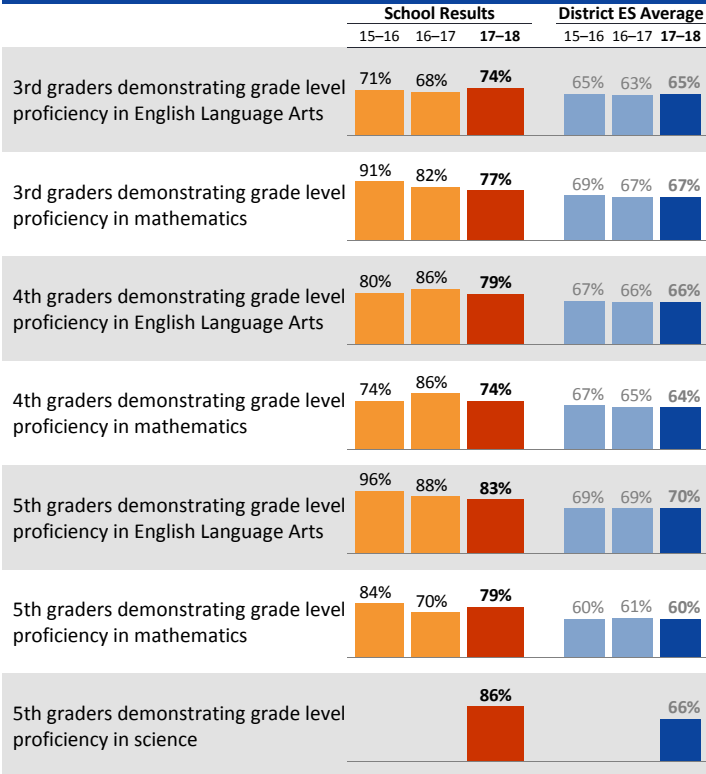
Students: 269

Teachers: 14

Average daily attendance: 95.4%

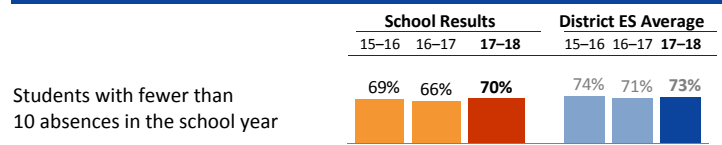
Student mobility: 6%

Student Achievement *

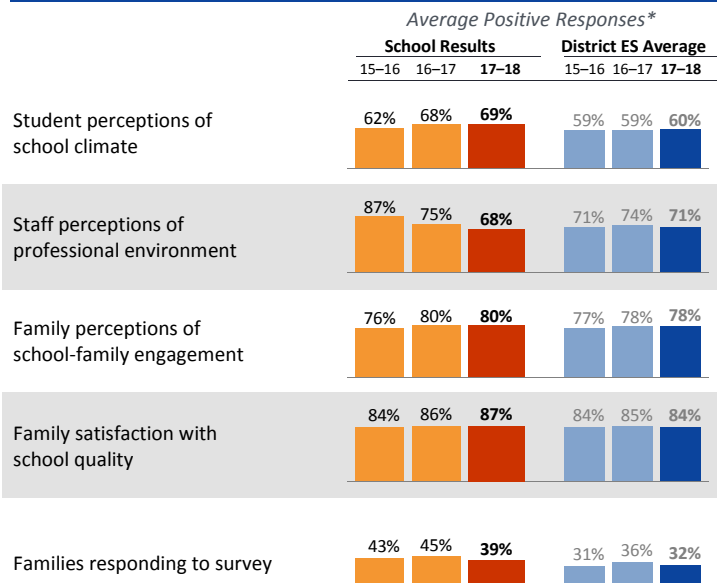


* Students who did not participate in state testing are counted as not demonstrating proficiency.

Attendance

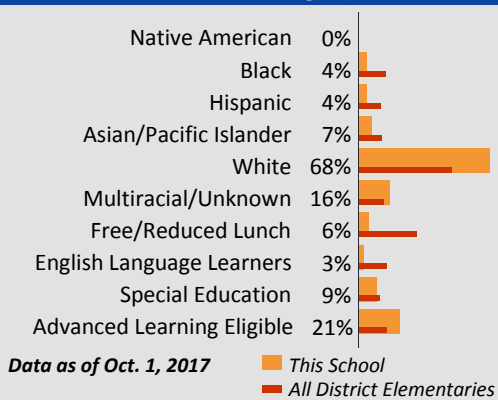


Student, Family, and Staff School Climate Survey



*Results for each survey category equal the average percent of positive responses ("Agree" or "Strongly Agree") for a subset of questions.

Student Demographics



Student Proficiency on State Tests

Spring 2018 School average compared to District elementary school average

	English Language Arts		Mathematics	
	School	District Avg	School	District Avg
All Students	79%	67%	77%	64%
Native American		39%		40%
Black		34%		32%
Hispanic		46%		41%
Asian/Pacific Islander		67%		70%
White	83%	82%	80%	76%
Multiracial	86%	71%	77%	66%
Free/Reduced Lunch		38%		37%
Eng. Lang. Learners		18%		26%
Special Education	46%	41%	57%	37%
Gifted		98%		97%



Montlake Elementary

Julia E. Pearson, *Principal*

School Plan & Budget for the 2018–19 School Year

School Mission Statement

Montlake Elementary is a united community of diverse students, families and educators engaged in challenging curriculum that is enhanced by environmental science and the arts enabling every learner to reach their full academic potential.

School Goals


At least 90% of students will meet or exceed standards in English language arts and math, as measured by F&P reading assessments, MAP, SBA, and classroom assessments. At least 85% of African American students will meet or exceed benchmarks in English language arts and math, as measured by F&P reading assessments, MAP, SBA, and classroom assessments. At least 80% of students will describe Montlake as a respectful learning environment, as measured by student climate surveys, RULER surveys, and CCC reflection questions.

School Description & Plan to Achieve Goals

Montlake is a small elementary school of 250 students. We have 11 general education classrooms and 2 special education programs. We are working hard to implement Common Core State Standards in language arts and math. For reading and writing, our curriculum is from the Center for the Collaborative Classroom (CCC). In math, our curriculum is EnVision. We also provide support for struggling learners through tutors, reading and math intervention teachers, a counselor, and other targeted programs. We provide enrichment for students who have already met grade level standards through our Walk-to-Math program. In addition, we are focused on emotional intelligence and positive social relationships, as evidenced by our RULER curriculum. We also provide our students with access to a full range of specialists--health and fitness, art, vocal music, instrumental music, library and technology, and greenhouse education.

Annual Budget Report

2018–19 School Funding by Category



All financial data are from the 2018–19 recommended budget.

Total 2018–19 School Budget:

\$2,632,940

Projected 2018–19 Student Enrollment:

274

Per-Student Funding:

\$9,609

Invitation to Participate

Please share our annual School Report with your neighbors. We encourage you to visit your child's classroom and attend school events. Daily school attendance and on-time arrival is important for accessing our high quality learning environment. We welcome communication with your child's teacher and our principal. Read our Monday Bulletin at <http://montlakees.seattleschools.org/>

District Mission Statement

Seattle Public Schools is committed to ensuring equitable access, closing the opportunity gaps and excellence in education for every student.