



# Rainier Beach High School

Keith L. Smith, Principal

## School Report for 2017–18 School Year

rainierbeachhs.seattleschools.org

### 2017–18 School Year

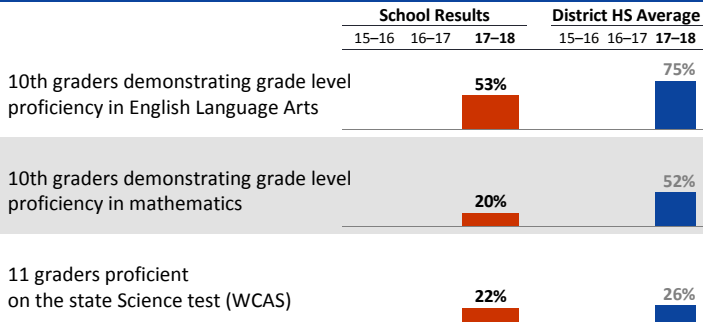
# Students: 754

# Teachers: 43

Average daily attendance: 84.8%

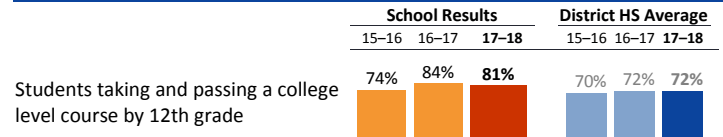
Student mobility: 24%

### Student Achievement \*

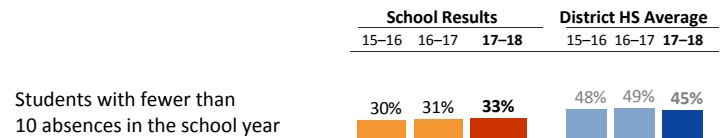


\* Students who did not participate in state testing are counted as not demonstrating proficiency.

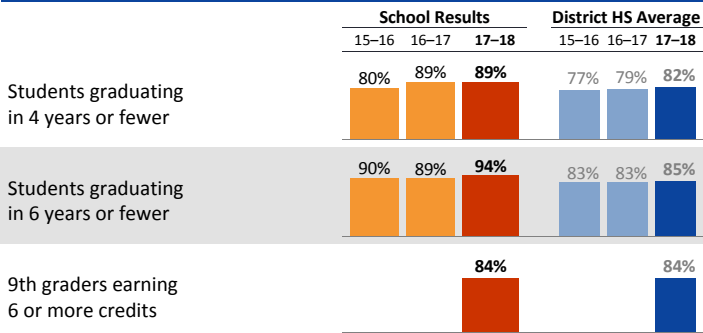
### College & Career Ready



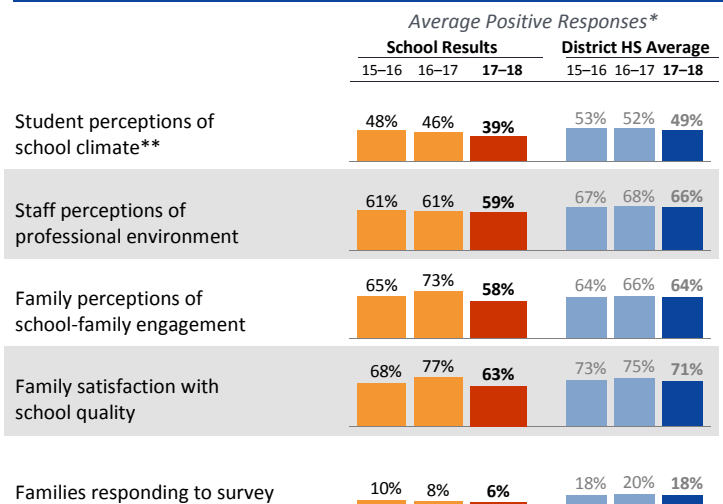
### Attendance



### On-Track for Graduation




### Student, Family, and Staff School Climate Survey



\*\*Results for each survey category equal the average percent of positive responses ("Agree" or "Strongly Agree") for a subset of questions.

### Student Demographics



### Student Proficiency on State Tests

Spring 2018 School average compared to District high school average (grade 10)

	English Language Arts		Mathematics	
	School	District Avg	School	District Avg
<b>All Students</b>	<b>53%</b>	<b>75%</b>	<b>20%</b>	<b>52%</b>
Native American		50%		19%
Black	42%	46%	11%	17%
Hispanic	53%	55%	6%	27%
Asian/Pacific Islander	68%	79%	35%	65%
White		89%		67%
Multiracial		76%	30%	56%
Free/Reduced Lunch	49%	53%	14%	29%
Eng. Lang. Learners	13%	20%	3%	15%
Special Education	15%	31%	0%	9%
Gifted		95%		94%



# Rainier Beach High School

Keith L. Smith, *Principal*

**School Plan & Budget** for the 2018–19 School Year

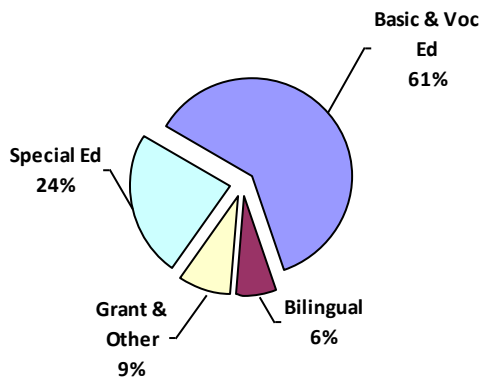
**School Mission Statement**

**School Goals**

**School Description & Plan to Achieve Goals**

**Annual Budget Report**

**2018–19 School Funding by Category**



*All financial data are from the 2018–19 recommended budget.*

Total 2018–19 School Budget:

**\$7,751,234**

Projected 2018–19 Student Enrollment:

**671**

Per-Student Funding:

**\$11,552**

**Invitation to Participate**

**District Mission Statement** Seattle Public Schools is committed to ensuring equitable access, closing the opportunity gaps and excellence in education for every student.