



View Ridge Elementary

Edward J. Roos, *Principal*

School Report for 2017–18 School Year

viewridgees.seattleschools.org

2017–18 School Year

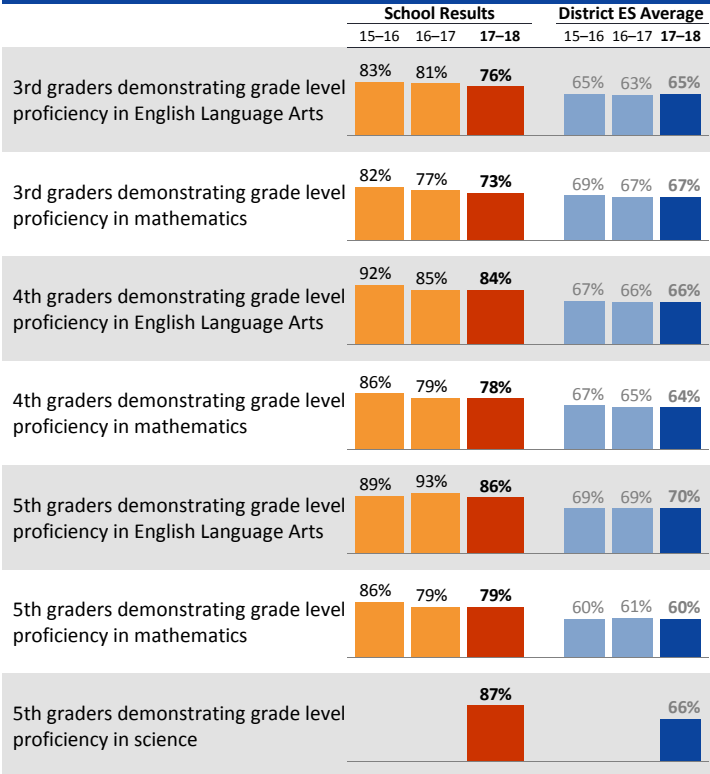
Students: 551

Teachers: 27

Average daily attendance: 96.6%

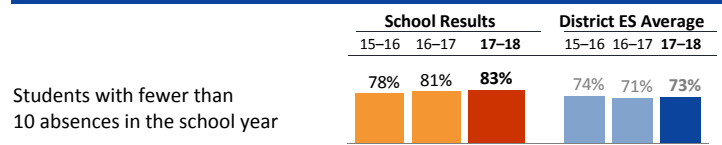
Student mobility: 5%

Student Achievement *

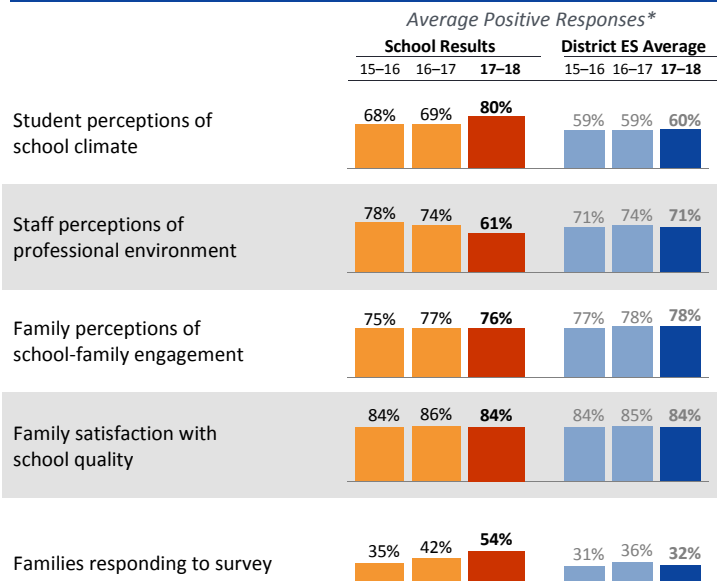


* Students who did not participate in state testing are counted as not demonstrating proficiency.

Attendance




Student, Family, and Staff School Climate Survey



*Results for each survey category equal the average percent of positive responses ("Agree" or "Strongly Agree") for a subset of questions.

Student Demographics



Student Proficiency on State Tests

Spring 2018 School average compared to District elementary school average

	English Language Arts		Mathematics	
	School	District Avg	School	District Avg
All Students	82%	67%	77%	64%
Native American		39%		40%
Black	45%	34%	25%	32%
Hispanic	83%	46%	92%	41%
Asian/Pacific Islander	82%	67%	76%	70%
White	82%	82%	77%	76%
Multiracial	90%	71%	86%	66%
Free/Reduced Lunch	42%	38%	32%	37%
Eng. Lang. Learners		18%		26%
Special Education	53%	41%	54%	37%
Gifted	100%	98%	100%	97%



View Ridge Elementary

Edward J. Roos, *Principal*

School Plan & Budget for the 2018–19 School Year

School Mission Statement

At View Ridge we are courageous, confident and compassionate lifelong learners. We prepare and motivate our students for a rapidly changing world by developing critical thinking skills, appreciation for the arts, and a global perspective. Students will advocate for themselves and others with emphasis on social, physical and emotional health.

School Goals

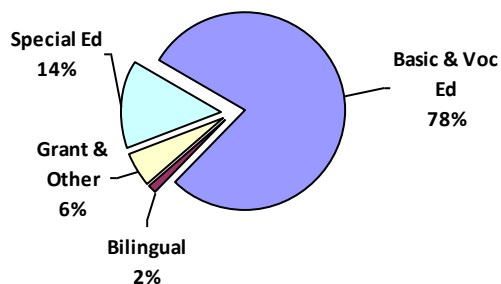
We will use classroom based assessments, MAP, F&P and the Smarter Balanced Assessment (SBA) data to guide our instruction. We set academic targets using assessment tools and metrics for measurement of improvement. This year we will be setting academic targets based on the baseline that was established with the SBA data. Traditionally, we have performed above state standards and intend to maintain this academic trend. We are aiming for high academic targets and will adjust school-wide academic goals after analyzing the data and adjusting goals to match consistent assessment tools and metrics.

School Description & Plan to Achieve Goals

View Ridge resides in a lovely neighborhood and is known for housing a variety of programs and services. We are known as the View Ridge Otters. Our school population remains stable and we continue to address best ways to serve all students. We have a strong and active parent population that works together to support students, staff and families. One of our highlights is a commitment to the arts as celebrated through our Family Arts Nights encompassing a variety of venues featuring art, music, movement, technology and featured artists. Our librarian coordinates visiting authors and our intermediate grades participate in the Writers in the Schools program, working closely with a resident poet. We have a K-5 scope and sequence for our student leadership program where our students learn about what it means to be a student leader and participate in school-wide decision making. Our PTA sponsors numerous community events and makes significant contributions to the school and staff. In reading, math and other content areas, our staff regularly assesses students and uses data to inform instruction. Staff participate in ongoing professional development opportunities to address new science and literacy curriculum. We are implementing the RULER model, focusing on the social/emotional growth of students. We have a school intervention team that closely monitors student progress and provides additional support. We are proud of a high level of sustained academic achievement. The View Ridge staff is highly collaborative and works hard to meet the needs of all students.

Annual Budget Report

2018–19 School Funding by Category



All financial data are from the 2018–19 recommended budget.

Total 2018–19 School Budget:

\$4,612,260

Projected 2018–19 Student Enrollment:

536

Per-Student Funding:

\$8,605

Invitation to Participate

One of the goals of having School Reports is to support families as critical partners with us in a student's academic success. To get involved, please share this with your friends and neighbors, visit the school, or consider talking to the teacher, parents or principal about joining the school's Parent Teacher Student Association and learn about the school's leadership teams to provide input and help shape the school's improvement plan. We also offer several school tours throughout the year.

District Mission Statement

Seattle Public Schools is committed to ensuring equitable access, closing the opportunity gaps and excellence in education for every student.