



Viewlands Elementary

Amy J. Klainer, *Principal*

School Report for 2017–18 School Year

viewlandses.seattleschools.org

2017–18 School Year

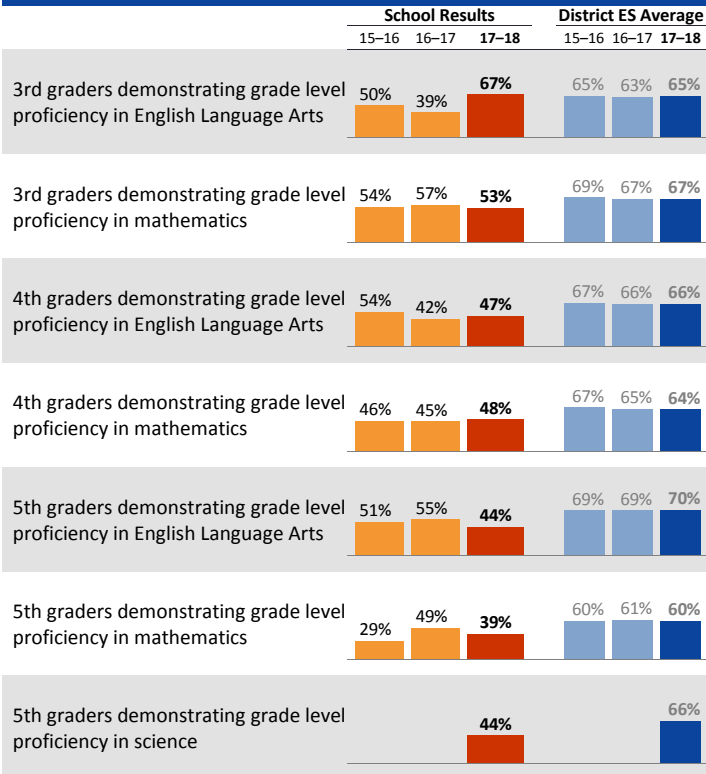
Students: 401

Teachers: 25

Average daily attendance: 95.3%

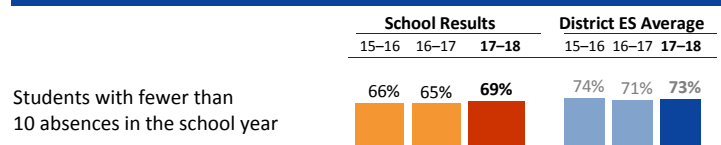
Student mobility: 13%

Student Achievement *

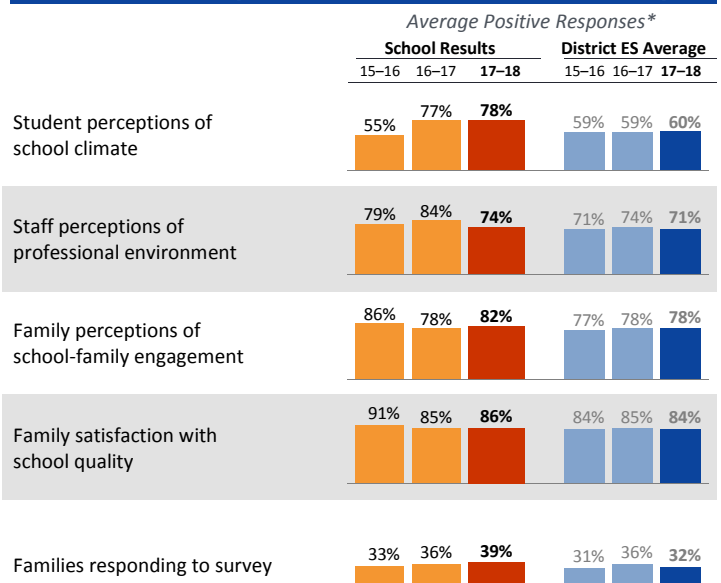


* Students who did not participate in state testing are counted as not demonstrating proficiency.

Attendance




Student, Family, and Staff School Climate Survey



*Results for each survey category equal the average percent of positive responses ("Agree" or "Strongly Agree") for a subset of questions.

Student Demographics



Student Proficiency on State Tests

Spring 2018 School average compared to District elementary school average

	English Language Arts		Mathematics	
	School	District Avg	School	District Avg
All Students	52%	67%	46%	64%
Native American		39%		40%
Black	29%	34%	29%	32%
Hispanic	28%	46%	33%	41%
Asian/Pacific Islander	38%	67%	43%	70%
White	65%	82%	55%	76%
Multiracial	62%	71%	43%	66%
Free/Reduced Lunch	30%	38%	24%	37%
Eng. Lang. Learners	4%	18%	11%	26%
Special Education	30%	41%	27%	37%
Gifted		98%		97%



Viewlands Elementary

Amy J. Klainer, *Principal*

School Plan & Budget for the 2018–19 School Year

School Mission Statement

Viewlands embraces all cultures and values relationships with students and families; addresses social, emotional, physical, and intellectual needs so that students feel safe, inspired and challenged; provides the foundation and opportunity to strive for academic and creative potential; and values exploration and relationships with the environment and the world around us.

School Goals

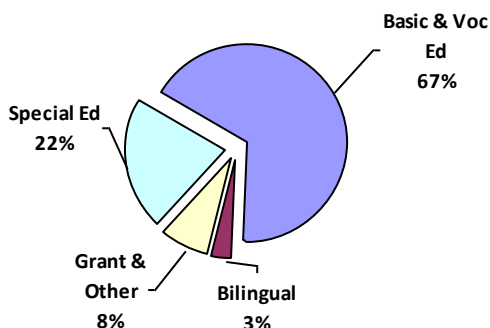
Our school goals are aligned with our CSIP focused around literacy. As a growing neighborhood school we use data strategically to serve our students in the best way possible. Our goal is to increase the percent of our Hispanic/Latino reading at grade level in Grades 3-5 from 32.7% to 42%. We also have a whole school goal to have 70% of Grade 4 students meet standard on the SBA ELA.

School Description & Plan to Achieve Goals

Viewlands believes in educating the whole child. We use workshop model for literacy and math, following the CCC curriculum as intended and the district math scope and sequence, co-teaching instruction, small group instruction, and push in and pull out supports to address the general education students. We have allocated Title I funds toward a 1.0 counselor to support implementation of Tier I social/emotional strategies to build classroom community, collaboration and problem solving skills. Staff differentiate instruction by using small group instruction and targeted interventions to help students who are struggling, as well as to extend learning for students who are at or above standard. Viewlands has an integrated environmental science focus, partnering with nearby Carkeek Park and the University of Washington to provide experiential science. Viewlands integrates the arts into every curriculum area.

Annual Budget Report

2018–19 School Funding by Category



All financial data are from the 2018–19 recommended budget.

Total 2018–19 School Budget:

\$4,289,388

Projected 2018–19 Student Enrollment:

392

Per-Student Funding:

\$10,942

Invitation to Participate

One of the goals of having School Reports is to support families as critical partners with us in a student's academic success. To get involved, please share this with your friends and neighbors, visit the school, or consider talking to the teacher or principal about joining the school's Building Leadership Team or Viewlands Parent Teacher Student Association to shape our school's improvement plan.

District Mission Statement

Seattle Public Schools is committed to ensuring equitable access, closing the opportunity gaps and excellence in education for every student.